



ReFrame[®] fabric fitting instructions

afi
BRANDING

Rubber on INSIDE



Rubber on OUTSIDE



INSTALL TIPS

ALWAYS fit the corners first

When fitting the sides... work from the middle outwards

Fit the longer sides before the shorter sides

Use the allen key to tuck the fabric into the corners

1 Where possible, position fabric roughly in place




2 Starting at the top corner, insert the ReFrame[®] rubber into frame



3 Repeat on opposite top corner



4 Then fit the bottom corner



5 Repeat on opposite bottom corner



6 Moving outwards from the centre, fit the side sections of the fabric



7 Repeat on the opposite side



8 Repeat top and bottom



9 Finished ReFrame[®]



